

2018

A

56,000

100%

1

2018 3

IEA

2018

9,930

150

OPEC 2017

OPEC

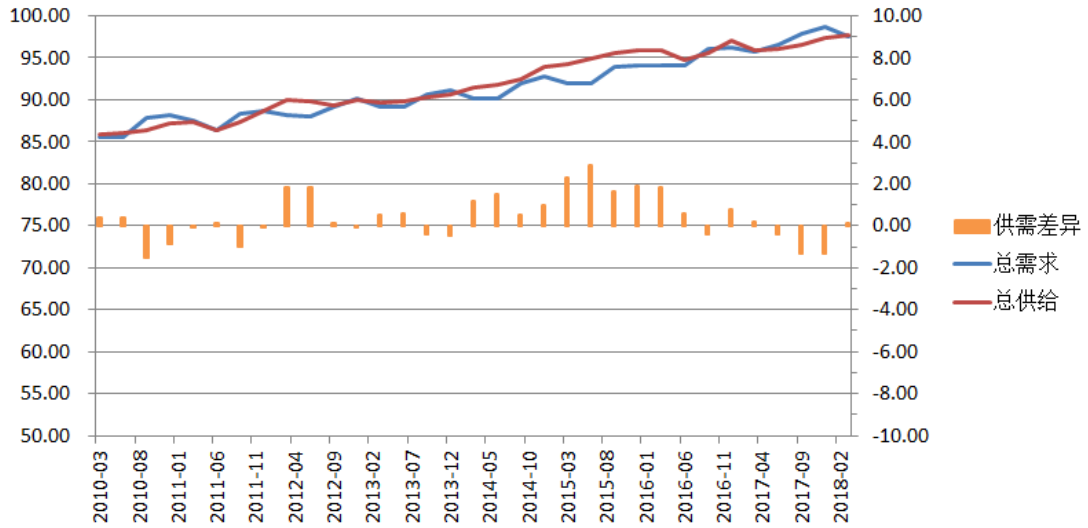
2019

130

OPEC

1

/



WIND

2

2017

2016 877 /

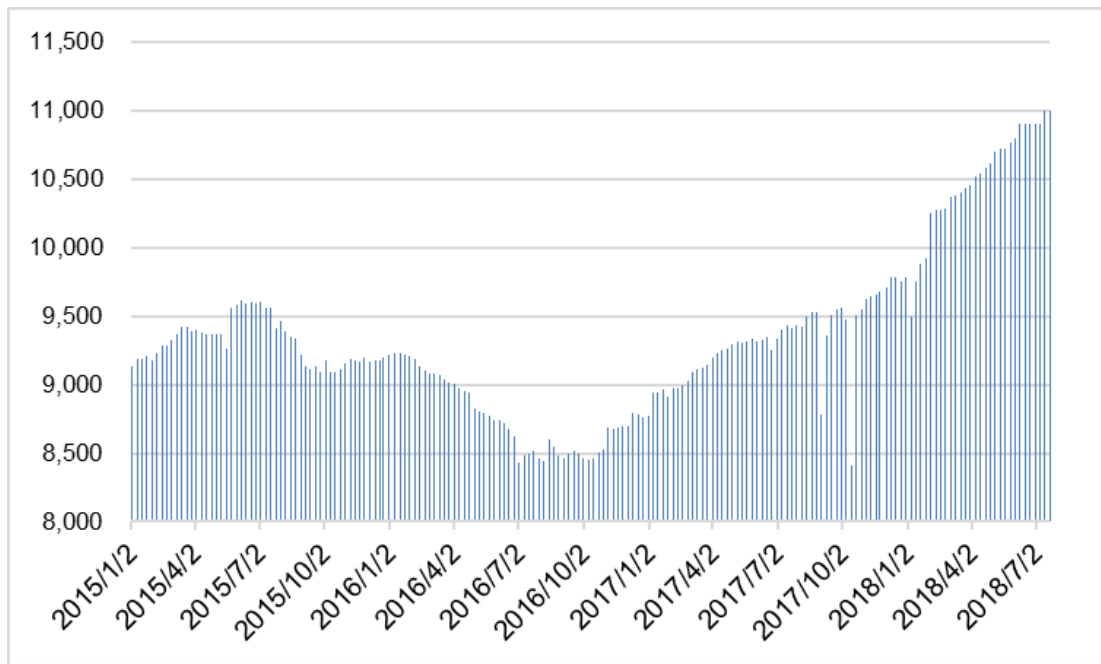
1,100 / 2017 2016 125

/ 2018 2016 213 / 2017

36% 2016 418 1,052

2

/



EIA

3

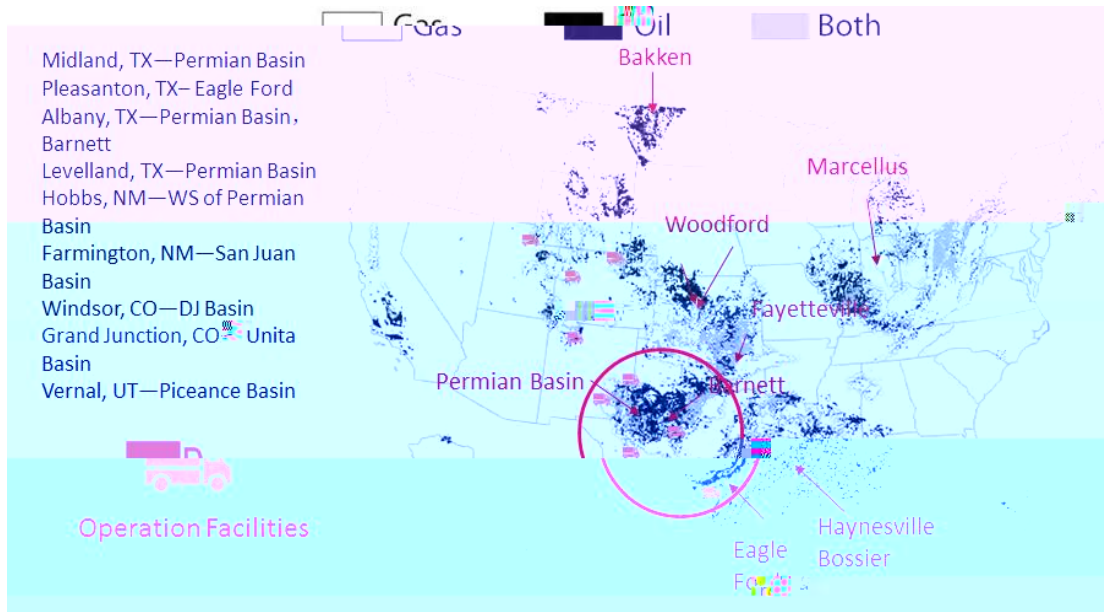
TWG

Permian Eagle Ford DJ Basin

200

EOG Anadarko Apache Devon

3 TWG



4

TWG

5

1

TWG

2

50% TWG

TWG

TWG

TWG

3

A

1

1

100%

56,000

2

56,000

3

100%

1

7

2

P1 P0 D

P1 P0/(1 N)

P1 (P0 D)/(1 N)

P0

D

N

P1

3

1

1

2

3

4

5

6

2

1

2

3

4

5

6

3

1

2

3

4

2018 -2020

2019 6 13