

2018



“ ” “ [2019]1342
 ” “ ” “ ” “
 ” 90,240,431 A “ ”
 “ ” “ ”

A

Tong Petrotech Corp.

451,202,159

70 D301

70 D301

029-87607465

029-87607465

300164

2023 1 5

2021 11 19

2024 1 15

1

	2019 9 30	2018 12 31	2017 12 31	2016 12 31
	117,734.22	111,465.46	109,994.05	88,389.13
	182,612.58	180,039.54	162,018.44	121,621.19
	300,346.79	291,505.00	272,012.49	210,010.32
	61,306.74	72,741.59	49,865.46	20,287.87
	47,316.13	35,744.84	20,689.97	25,595.42
	108,622.87	108,486.43	70,555.43	45,883.29

	2019 9 30	2018 12 31	2017 12 31	2016 12 31
	191,723.92	183,018.56	201,457.07	164,127.03
	178,999.82	171,224.80	160,388.48	149,317.09

2

	2019 1-9	2018	2017	2016
	113,855.72	159,309.57	81,660.01	39,986.40
	12,043.19	14,468.22	2,808.59	-581.82
	9,888.88	16,528.30	4,122.96	391.60
	8,641.47	14,593.94	5,330.52	920.18
	8,193.59	10,361.27	4,412.33	2,197.44
	9,790.96	9,821.14	3,139.15	1,376.37

3

	2019 1-9	2018	2017	2016
	7,293.89	20,188.47	1,313.42	-1,540.52
	-17,835.99	-29,187.11	-11,451.99	-27,487.17
	3,950.71	12,331.78	15,067.24	11,220.17
	-6,106.57	4,038.36	4,338.48	-17,143.81

4

	2019.9.30 /2019 1-9	2018.12.31 /2018	2017.12.31 /2017	2016.12.31 /2016
	1.92	1.53	2.21	4.36
	1.54	1.23	1.80	3.48
	36.17	37.22	25.94	21.85
	1.94	2.96	1.72	0.98
	3.14	4.85	2.66	1.26
/	3.97	3.79	3.57	3.39

	2019.9.30 /2019 1-9	2018.12.31 /2018	2017.12.31 /2017	2016.12.31 /2016
	0.16	0.45	0.03	-0.04
	-0.14	0.09	0.10	-0.39
%	4.67	6.20	2.85	1.59
	0.18	0.23	0.10	0.05
	0.18	0.23	0.10	0.05

1

A

2

1.00

3

4

2020 1 7

4.82 /

90%

4.82 /

5

62,448,130

90,240,431

6

300,999,986.60

5,751,294.38

295,248,692.22

7

4

1		6,224,066	29,999,998.12	12
2		20,746,887	99,999,995.34	12
3		25,103,734	120,999,997.88	12
4		10,373,443	49,999,995.26	12
		62,448,130	300,999,986.60	-

2020 1 10

		%			%
	107,680,830	23.87%	62,448,130	170,128,960	33.12%
	343,521,329	76.13%	-	343,521,329	66.88%
	451,202,159	100.00%	62,448,130	513,650,289	100.00%

1

2

6

3

4

5

1

2

3

4

5

6

7

8

1	
2	
3	
4	
5	
6	
7	

8

48


010-6083 8888

010-6083 6029


A

(本页无正文，为《中信证券股份有限公司关于通源石油科技集团股份有限公司 2018 年度创业板非公开发行股票之上市保荐书》之签字盖章页)

保荐代表人：




王家骥



杨巍巍

法定代表人：



张佑君

